








Kurzfristige Prognose

Stations-Durchschnitte

	 °C	 %	 hPa	 km/h	 mm/h	 °C
3 Apr	14.4 / 5.6	74.5	1011.6	3.7	2.2	12.9 / 3.4
4 Apr	17.0 / 6.8	77.6	1009.8	4.5	0.8	15.7 / 5.2
5 Apr	11.6 / 5.5	82.4	1008.1	6.9	1.1	9.4 / 3.5
6 Apr	13.2 / 5.3	75.7	1008.4	11.3	0.1	10.0 / 1.8
7 Apr	12.0 / 5.3	75.9	1007.5	11.7	1.2	7.9 / 2.0
8 Apr	12.9 / 5.6	73.7	1011.7	8.7	0.7	9.9 / 2.4
9 Apr	11.0 / 4.3	77.0	1012.4	6.1	0.5	8.3 / 1.6
10 Apr	10.1 / 5.3	75.3	1014.4	9.2	0.0	6.3 / 2.1
11 Apr	9.4 / 4.0	81.1	1017.6	11.5	1.9	5.8 / 0.2

Stationsextreme

	 °C	 %	 hPa	 km/h	 km/h	 mm/h	 °C
3 Apr	20.7 2016	94.0 2018	1028.8 2017	23.9 2021	39.0 2021	11.0 2018	20.0 2016
	0.4 2021	50.0 2016	999.4 2018	-	-	-	-2.8 2021
4 Apr	23.5 2016	95.0 2021	1027.5 2017, 2020	30.5 2021	51.7 2021	2.8 2016	23.3 2016
	-0.6 2020	51.0 2016	997.8 2019	-	-	-	-3.0 2021
5 Apr	17.8 2020	94.0 2016, 2018	1028.8 2020	44.3 2021	72.5 2021	4.3 2021	16.7 2020
	-0.3 2021	41.5 2020	992.6 2021	-	-	-	-10.4 2021
6 Apr	23.9 2020	93.0 2016, 2019	1023.9 2020	30.4 2021	54.2 2021	0.7 2016	23.2 2020
	0.0 2021	33.0 2020	997.9 2016	-	-	-	-4.6 2021
7 Apr	18.7 2018	92.0 2019, 2021	1022.5 2020	32.5 2021	54.2 2022	4.3 2022	16.2 2018
	0.0 2021	41.0 2018	975.9 2022	-	-	-	-4.1 2021
8 Apr	24.5 2018	92.0 2019	1022.7 2017	27.1 2021	49.2 2021	3.5 2021	22.9 2018
	2.4 2021	41.0 2018	1005.1 2016	-	-	-	-3.0 2021
9 Apr	16.8 2018	94.0 2016	1023.1 2017	24.9 2021	44.7 2019	3.1 2021	15.7 2018
	0.7 2016	51.0 2019	1005.9 2021	-	-	-	-2.3 2016
10 Apr	15.2 2023	92.0 2018	1024.1 2019	46.6 2018	67.3 2018	0.0 > 3 fälle	10.9 2020
	-3.3 2019	55.0 2020	1008.1 2018	-	-	-	-7.2 2019
11 Apr	12.7 2020	96.8 2021	1028.4 2019	45.3 2021	61.9 2021	12.0 2021	11.5 2020
	1.6 2020	50.0 2017	1004.1 2021	-	-	-	-6.3 2021

Almanach

